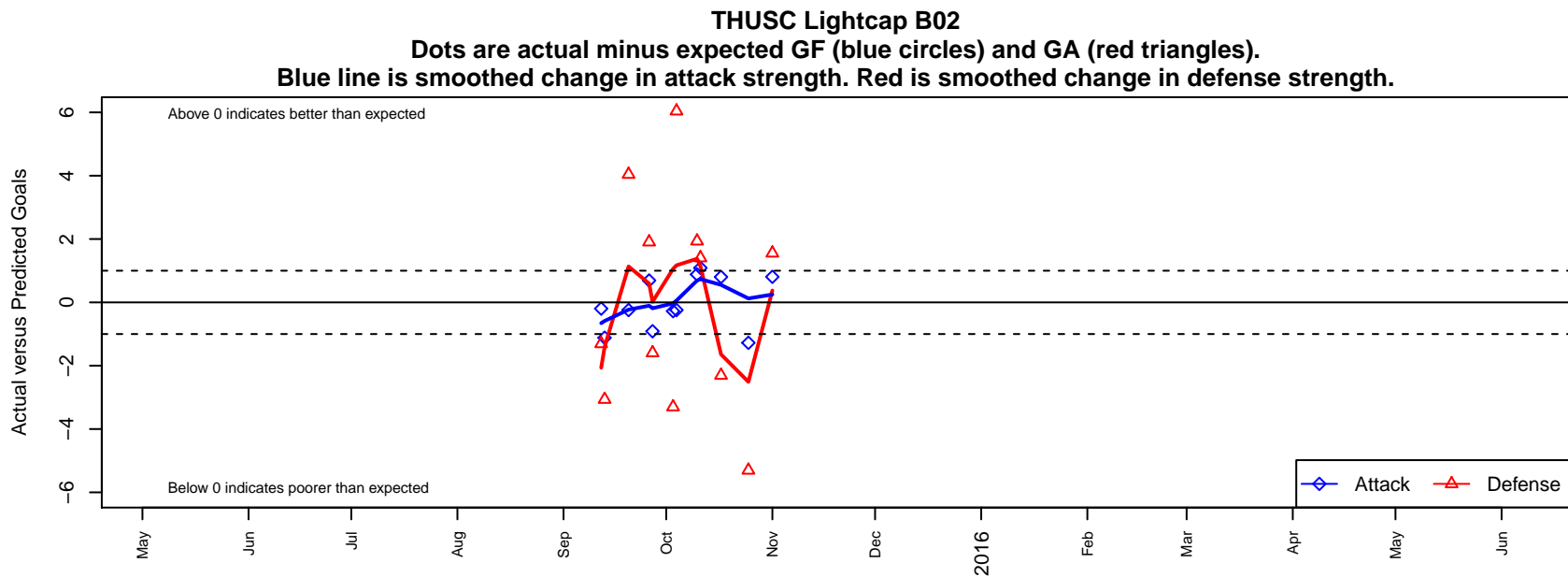


# THUSC Lightcap B02

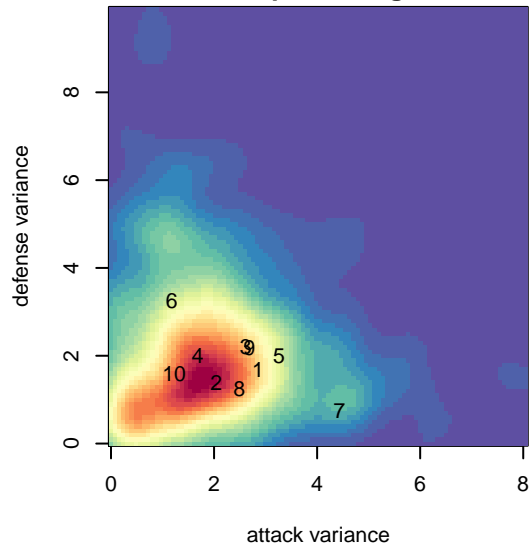
Tualatin Hills United SC  
Beaverton, OR  
B02 total strength=477  
attack=0.58 defense=0.18  
fall league = PTT B01 Div 2 White

alt names used:

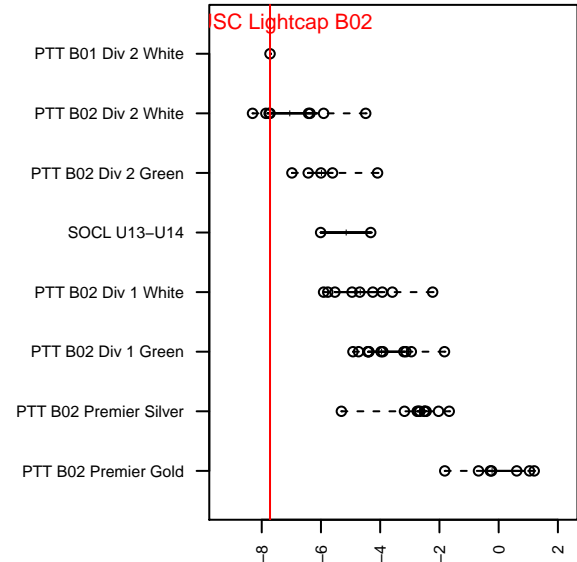
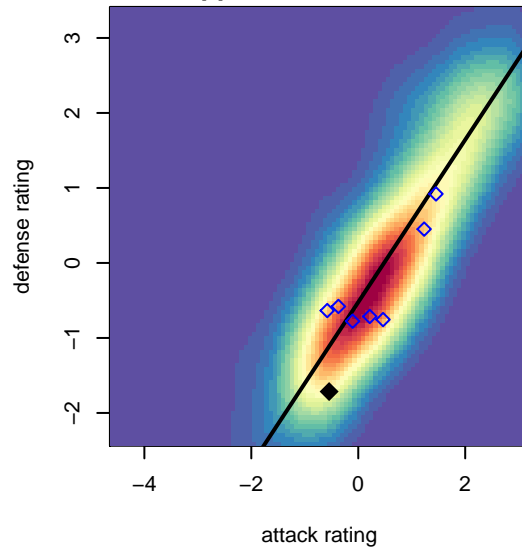
Venues played:  
2015 PTT B01 Division 2 White



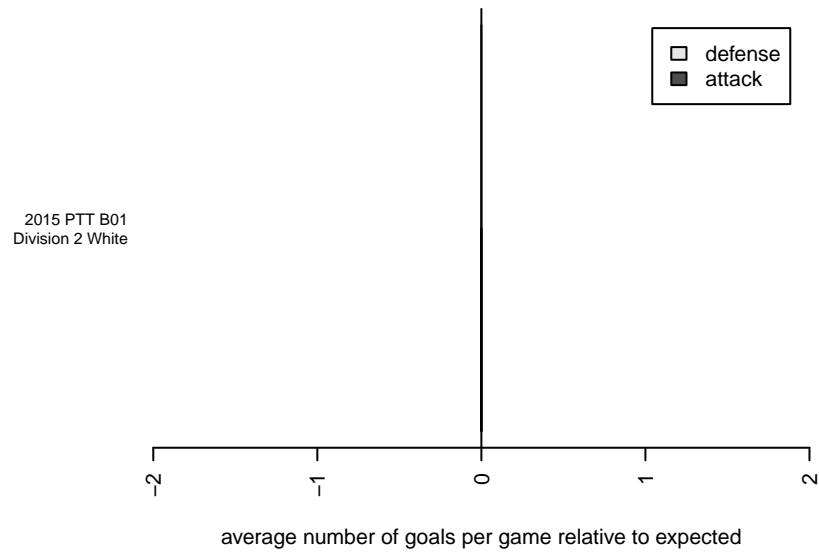
**attack and defense variance (black dot)  
relative to other teams  
and top 10 in region**



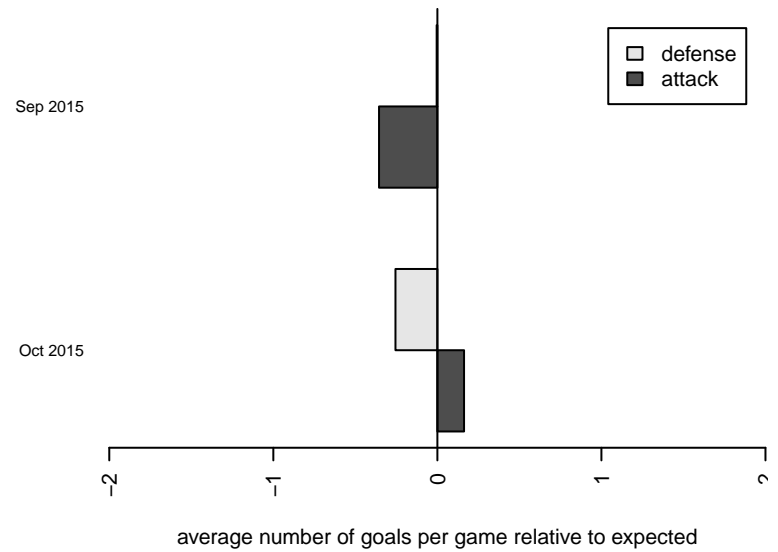
**attack and defense rating  
relative to others at age  
and all opponents in last 13 months**



**Performance relative to 13 month average**



**Performance relative to 13 month average**



<b>date</b>	<b>home</b>		<b>away</b>		<b>venue</b>	<b>pred.home</b>	<b>pred.away</b>
2015-11-01	THUSC Lightcap B02	2	PCU Black 2 B01	5	2015 PTT B01 Division 2 White	1.19	6.55
2015-10-25	FC Columbia County B01	14	THUSC Lightcap B02	0	2015 PTT B01 Division 2 White	8.70	1.28
2015-10-17	THUSC Lightcap B02	2	SESC Lightning B01	8	2015 PTT B01 Division 2 White	1.20	5.69
2015-10-11	Crossfire Oregon Black II B01	3	THUSC Lightcap B02	2	2015 PTT B01 Division 2 White	4.40	0.91
2015-10-10	LCYSA Osprey B01	1	THUSC Lightcap B02	2	2015 PTT B01 Division 2 White	2.93	1.12
2015-10-04	FC West Vipers B01	17	THUSC Lightcap B02	0	2015 PTT B01 Division 2 White	23.04	0.24
2015-10-03	THUSC Lightcap B02	1	FC Columbia County B01	12	2015 PTT B01 Division 2 White	1.28	8.70
2015-09-27	THUSC Lightcap B02	0	Crossfire Oregon Black II B01	6	2015 PTT B01 Division 2 White	0.91	4.40
2015-09-26	BSC Newberg Tiempo B01	15	THUSC Lightcap B02	1	2015 PTT B01 Division 2 White	16.91	0.31
2015-09-20	THUSC Lightcap B02	0	FC West Vipers B01	19	2015 PTT B01 Division 2 White	0.24	23.04
2015-09-13	THUSC Lightcap B02	0	LCYSA Osprey B01	6	2015 PTT B01 Division 2 White	1.12	2.93
2015-09-12	SESC Lightning B01	7	THUSC Lightcap B02	1	2015 PTT B01 Division 2 White	5.69	1.20